



## Lightning Release Notes

### 22<sup>nd</sup> June 2021

As part of our commitment to continuous improvement, we are constantly developing and enhancing our technology and services along with listening to feedback from you, our important customers.

We are delighted to share some new functionality and enhancements which will be live in the system and available from **Tuesday 22<sup>nd</sup> June from 19:30**.

We would be grateful if you could share this update with your bookers and travellers and if you have any feedback or suggestions, please get in touch with our Business Support team at [North.bsu@travelctm.com](mailto:North.bsu@travelctm.com)

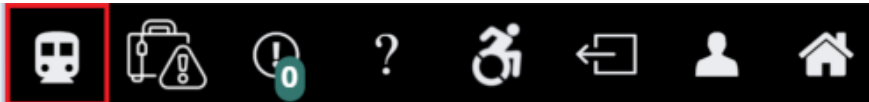


## New Features/Enhancements

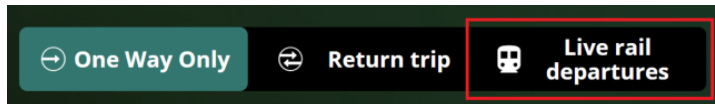
### Rail Live Departures

New development has been added into Lightning to introduce the facility to check Live Departures for any UK rail station. This functionality is available via the navigation bar or on the Rail Search page.

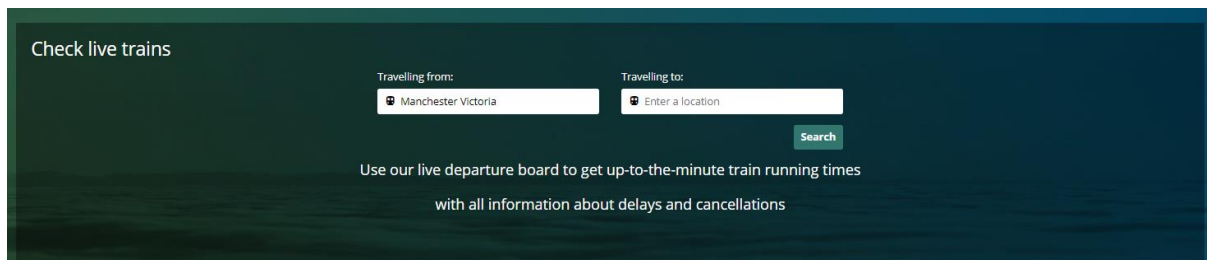
Navigation Bar:



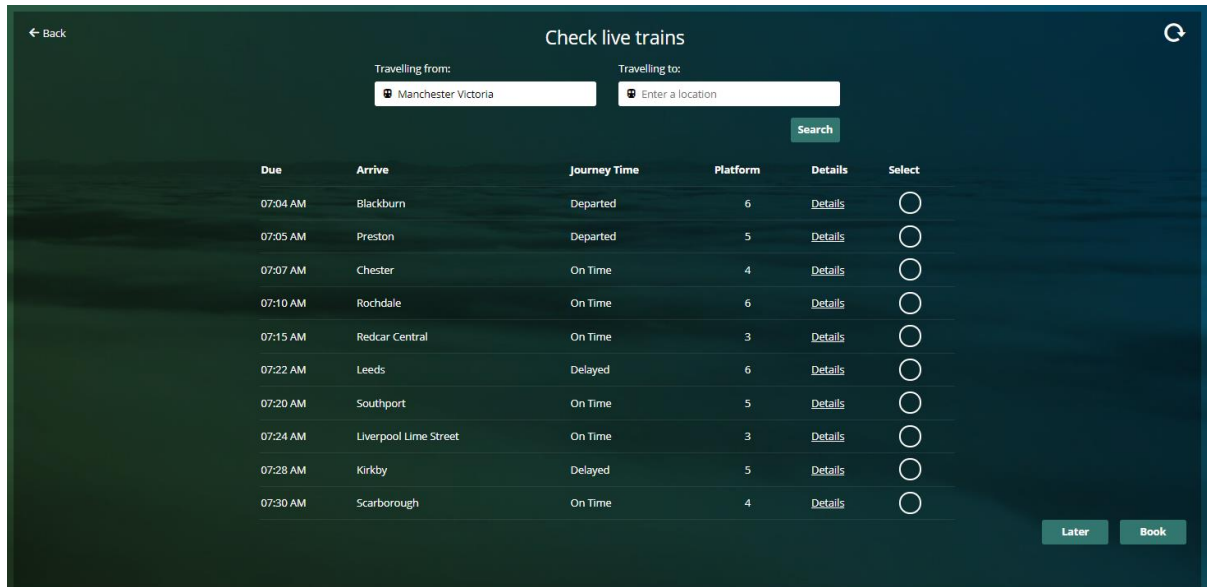
Rail Search Page:



The Rail Live Departure search screen only requires a Departure station as a minimum to trigger the search, the 'Travelling to' field is however optional, by utilising this field the returned results will be more tailored to your specific search.

A screenshot of a search interface titled 'Check live trains'. It features two input fields: 'Travelling from:' with 'Manchester Victoria' entered, and 'Travelling to:' with 'Enter a location' as a placeholder. A 'Search' button is to the right. Below the fields, text reads: 'Use our live departure board to get up-to-the-minute train running times with all information about delays and cancellations'.

The results appear in time order with the arrival station, status and platform information on screen. There also is the option to view details which will include the calling points from your searched station to the arrival station.



The facility to book a train from the results page is also available by selecting the required service and proceeding with the book button.



After selecting book the rail search page will appear, with the journey details prepopulated.

